

# Parent Guide

## How can I use this with my children?

Encourage your child to learn their times tables with these fun maths games. A range of ideas are described, from dominoes and colour by times table to games that don't need any equipment.

## How does this help my children's learning?

This resource contains an excellent selection of games and activities designed to encourage your child to learn their tables, while having fun. Suitable for all learners from year 2 upwards.

## Ideas for further learning:

Roll two dice and count up according to the number rolled, for example if 6 and 3 are rolled, count up in 9s, if 4 and 3 are rolled, count up in 7s. Keep practising to improve your child's speed.



# Games Ideas

## Fizz Buzz

Choose 'fizz' for multiples of a number (e.g. 3), and 'buzz' for multiples of another number (e.g. 5). Starting with 1, players take it in turns to say the next number. However, each time a multiple of 3 or 5 is reached, the player must say 'fizz' or 'buzz' instead of the number. If the number is a multiple of both 3 and 5, the player must say 'fizzbuzz'.

For example: one, two, fizz, four, buzz, seven, eight, fizz, buzz, eleven, fizz, thirteen, fourteen, fizzbuzz

You could try other multiples or adding another multiple for a more complex game.

## Times Table Tennis

Choose a times table to focus on. Take it in turns to say the next number in the times table sequence. You could pretend to serve and pass a tennis ball between you or use a real one.

## Times Table Corners

Label different areas/corners of your garden with 2, 5 and 10. Shout out a number. If the number is a multiple of 2, 5 or 10, your child must go to the matching area.

## Fastest Times Tables Facts

Choose a times table to focus on and have a competition to see who can write down the times tables facts the fastest. You can decide whether to write the number sentences out in full (e.g.  $1 \times 2 = 2$ ,  $2 \times 2 = 4$ ,  $3 \times 2 = 6$ ) or just the numbers (e.g. 2, 4, 6).

## Times Tables Snap and Matching Cards

Create a set of cards with separate times table facts and answers. Challenge your child to find the matching cards in a game of snap. Alternatively, place the cards face down and take it in turns to turn over two cards. If the cards match, the player keeps the cards. If they don't match, turn the cards back over and the next player takes their turn.

# Multiplication Dice Game

## How to play:

1. Roll a dice.
2. Multiply your answer by 2 or 3.
3. Colour your answer on the grid.
4. The first person to colour 3 in a row wins!

2	18	6	3
4	10	12	4
8	6	2	8
12	9	15	3

# Multiplication Dice Game

## How to play:

1. Roll a pair of dice.
2. Multiply your 2 numbers.
3. Colour you answer on the grid.
4. The first person to colour 4 in a row wins!

18	12	24	8	10	24	6	15
36	30	12	9	2	5	4	18
4	24	4	8	6	8	15	3
10	12	25	15	20	6	16	8
36	12	12	30	5	12	5	30
10	25	1	9	5	6	10	20
18	20	9	10	16	15	4	3
1	30	4	20	2	3	6	15

# Multiplication Dice Game

## How to play:

1. Roll a pair of dice.
2. Multiply the number by 2 and remember your answer.
3. Roll 1 die again and take away the number from your answer. If the final answer is below zero, then re-roll the 2 dice.
4. Colour your answer on the grid.
5. The first person to colour 5 in a row wins!

18	12	24	8	10	24	6	15
36	30	12	9	2	5	4	18
4	24	4	8	6	8	15	3
10	12	25	15	20	6	16	8
36	12	12	30	5	12	5	30
10	25	1	9	5	6	10	20
18	20	9	10	16	15	4	3
1	30	4	20	2	3	6	15

# Mixed 3, 4 and 8 Times Table Dominoes

Share the dominoes cards out equally between the players. Take it in turns to add a matching domino card to the cards in play. The first player to get rid of all their dominoes is the winner.



8	$3 \times 3$
---	--------------

twinkl.com

24	$2 \times 4$
----	--------------

twinkl.com

18	$3 \times 8$
----	--------------

twinkl.com

20	$6 \times 3$
----	--------------

twinkl.com

8	$5 \times 4$
---	--------------

twinkl.com

6	$1 \times 8$
---	--------------

twinkl.com

36	$2 \times 3$
----	--------------

twinkl.com

64	$9 \times 4$
----	--------------

twinkl.com

30

$8 \times 8$

twinkl.com

44

$10 \times 3$

twinkl.com

40

$11 \times 4$

twinkl.com

21

$5 \times 8$

twinkl.com

48

$7 \times 3$

twinkl.com

16

$12 \times 4$

twinkl.com

33

$2 \times 8$

twinkl.com

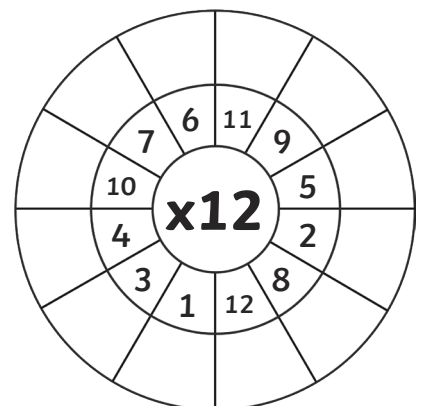
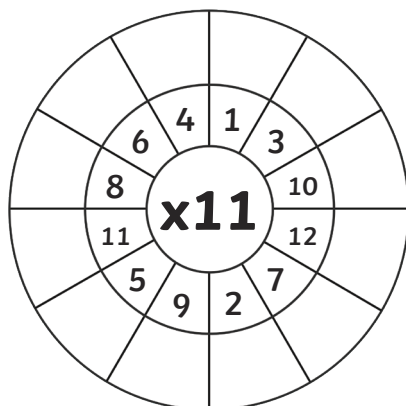
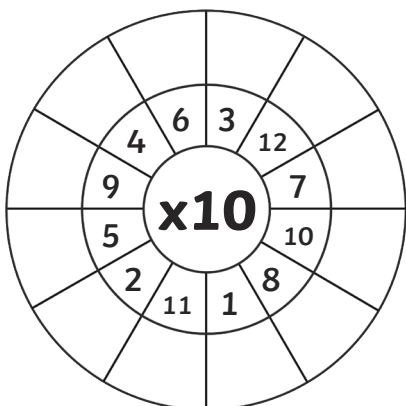
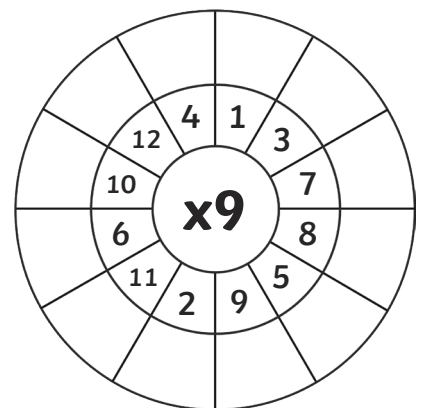
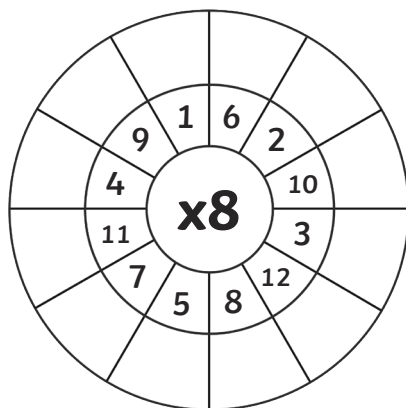
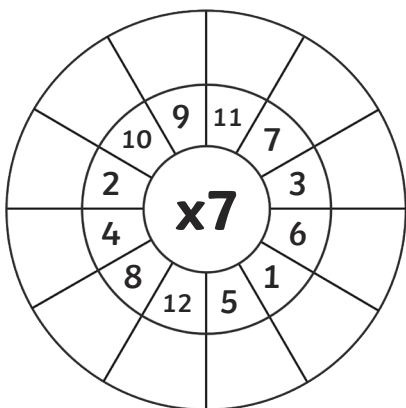
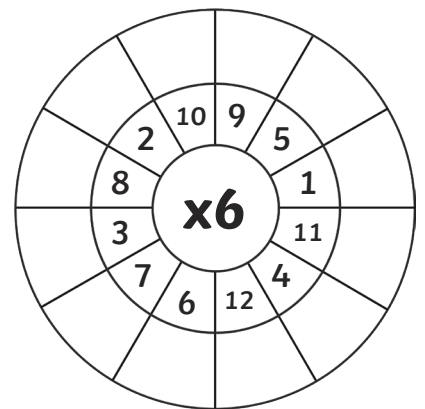
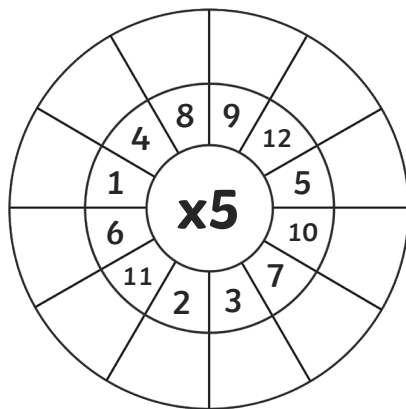
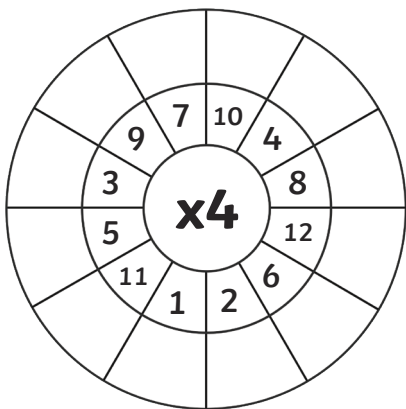
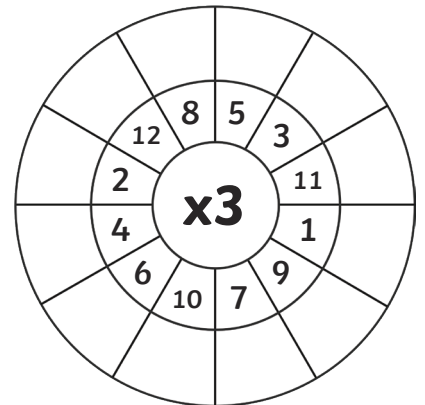
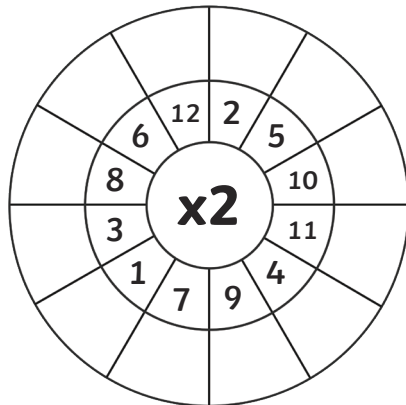
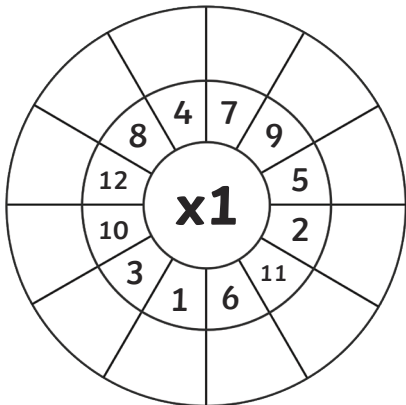
9

$11 \times 3$

twinkl.com

# Multiplication Wheels

Multiply the numbers by the middle number.





# Colour by Multiplication

Do the multiplication calculation and colour the shape in the correct colour.

0-10

light blue

11-20

purple

21-30

pink

31-40

yellow

41-50

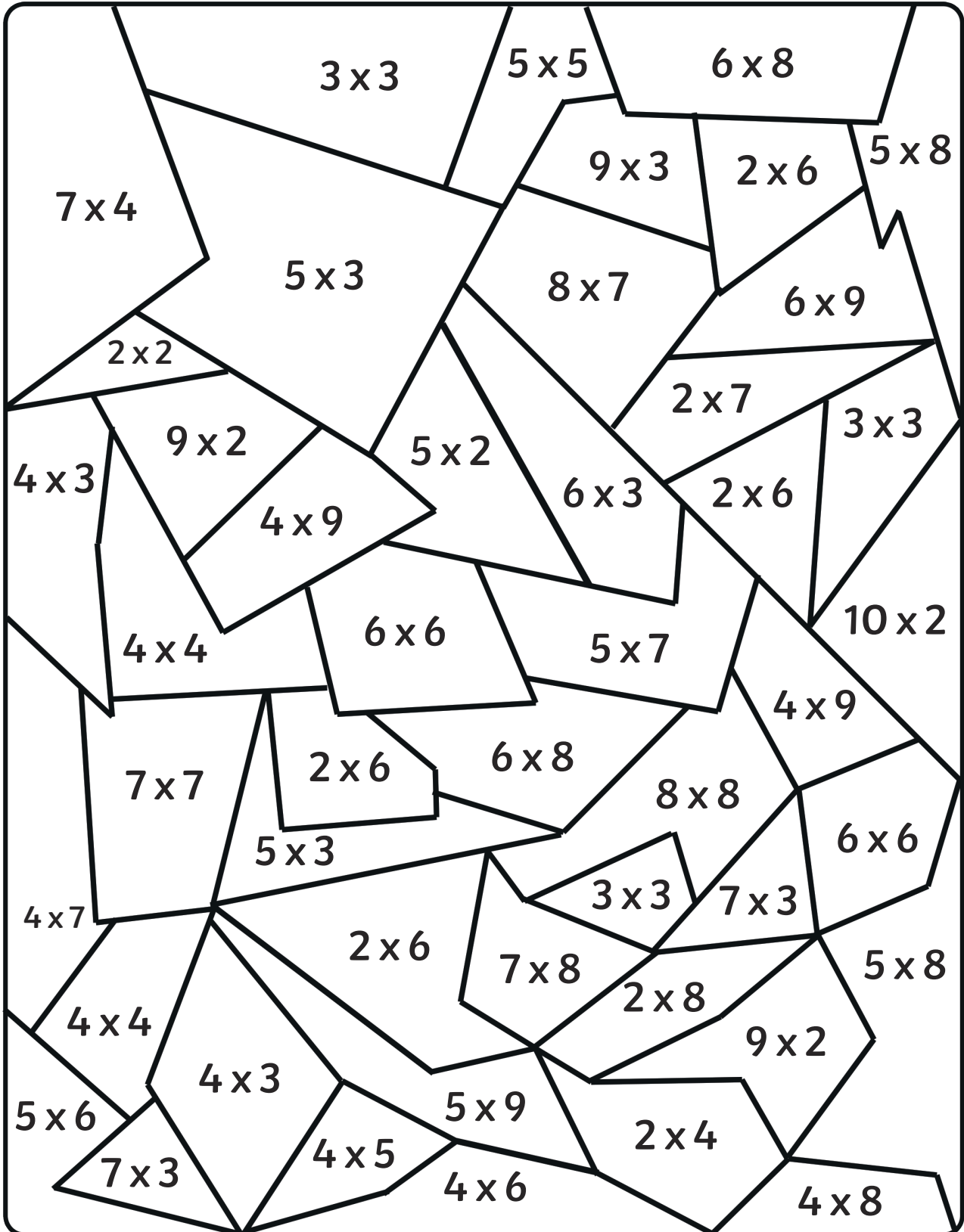
green

51-60

orange

61-70

dark blue




If you enjoyed this resource, why not try...


Mathopoly 3,  
4 and 8 Times  
Tables Game



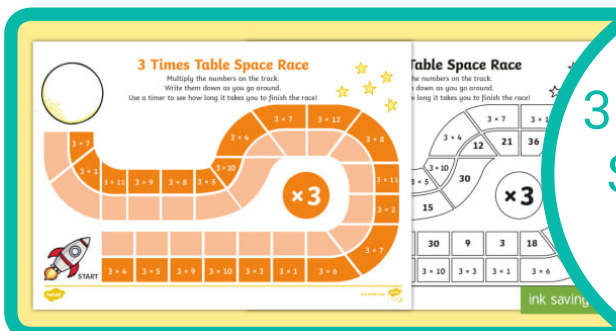
Multiplication  
and Division  
Board Game



Four-in-a-Row  
Game



3 Times Table  
Space Race  
Worksheet



If you need us, just get in touch -  
contact [twinklcares@twinkl.co.uk](mailto:twinklcares@twinkl.co.uk)  
visit [twinkl.com/parents](https://www.twinkl.com/parents)

twinkl

Explore and Discover More