

How can you practise being a geographer whilst at home?

Weather Investigation Task (Duration: 1 Week)

Knowledge:

- Types of weather
- Impact of weather

Skills

- Measuring weather
- Predicting weather

Equipment

- Plastic bottle
- Marker pen
- Ruler
- Pen and paper

This week's geography investigation is all about watching and measuring the weather outside. Weather is really important to our everyday lives, as sometimes it can stop us doing what we want to do (snow storm/heavy rain) and sometimes it can turn a good day into a great day (sunshine/cloudless skies)! Your challenge is to start measuring the weather over the course of the week.

For this you will be measuring the following:

- Sunshine and clouds
- Rainfall
- Temperature
- Wind

Each day you will need to observe and record the weather and if you want you can even challenge somebody else in your house to guess (predict) the weather for the following day.



Making a rain gauge: How to do it

For this you will need to gently cut the top off a plastic bottle. Once you have done this, you will then need to draw a measuring line up the side using a ruler. You will need to draw on a measuring line from the bottom of the bottle to around 5cm.

It will look a bit like this but better. Yours will not have any ice in the bottom, and you will also have a number neatly written on the side. You may want to get a parent or sibling to help you with this bit.





If this is too tricky, you can always put a yogurt pot outside and then

measure this in a measuring jug at the end of the day.

You will now need to place your rain collector outside. This could be in a garden or even secured by blue tack on a window sill if you do not have a garden. Every day, you will need to measure how much rain there has been and empty it ready for the next day.





How do you measure weather?

You will need to complete this table daily, following the instructions in the first column.

	Monday	Tuesday	Wednesday	Thursday	Friday	Saturday (my example)
Rain: At the end of the day (around 7pm), collect in your rain collector. How much water in cm is in there?						1.2cm
Sunshine: Choose 4 points in the day to check how sunny it is out. I judge mine by how clear the sky is. I draw a sun to show how much sun is out. (This is called a pictogram.)						8am  12am  3pm  6pm 
Temperature: At the same time as measuring the sun, you can do the temperature. If we all had a thermometer we could use this. However, so everyone can do this we can use adjectives to describe the temperature.						8am: cold 12am: cool 3pm: hot 6pm: warm
Wind: At the same time each day, you must rank how windy it is from 0-10. 0 means that there is no wind and even a feather would lie flat on a surface. 10 is the windiest you could imagine, with trees being ripped out of the ground!						8am 3 12am 4 3pm 1 6pm 1

(There is example of this table ready to print at the end of the document, if you need it).

Extra Task: Can you and your family predict the weather? If you want to, you could print/copy this out twice and have a competition between you and your siblings to see who is best at guessing the weather.

	Monday	Tuesday	Wednesday	Thursday	Friday	Saturday (my example)
Rain Prediction						I think it will rain all day and there will be over 3cm. 
Sunshine: Prediction						I think it will be cloudy and then sunny. 
Temperature: Prediction						I think it will start cool and then get warmer. 
Wind: Prediction						I think it will not be windy at all. 

(There is example of this table ready to print at the end of the document if you need it).

Resource 1:

	Monday	Tuesday	Wednesday	Thursday	Friday
<p>Rain: At the end of the day (around 7pm), collect in your rain collector. How much water in cm is in there?</p>					
<p>Sunshine: Choose 4 points in the day to check how sunny it is out. I judge mine by how clear the sky is. I draw a sun to show how much sun is out (This is called a pictogram)</p>					
<p>Temperature: At the same time as measuring the sun you can do the temperature. If we all had a thermometer we could use this. However so everyone can do this can we can use adjectives to describe the temperature.</p>					
<p>Wind: At the same time each day you must rank how windy it is between 0-10. 0 means that there is no wind and even a feather would lie flat on a surface. 10 is the windiest you could imagine with trees being ripped out of the ground!</p>					

Resource 2: (Print one out for every person that wants to predict the weather)

	Monday	Tuesday	Wednesday	Thursday	Friday
Rain: Prediction					
Sunshine: Prediction					
Temperature: Prediction					
Wind: Prediction					